

Dimensions for Chair Mats with a Lip

A “**LIP**” is defined as a protrusion or extension from the edge of the mat. The picture below has a lip.

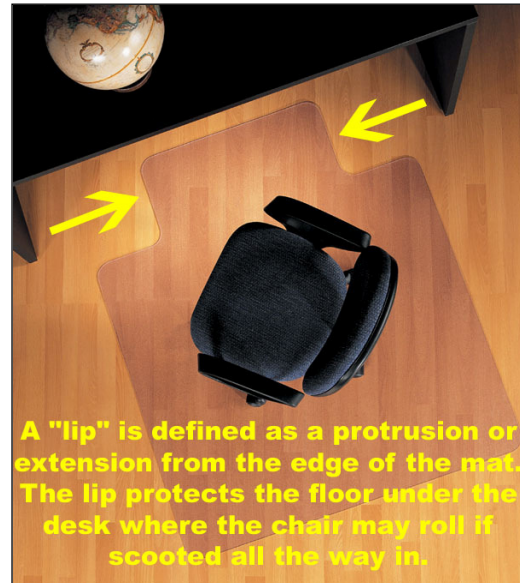
Chair Mats with a lip are listed using the **overall size** of the mat including the lip.

Thus, the rectangular portion of the mat is smaller than the corresponding size listed.

36” x 48” mats have a **20” wide x 10” deep lip**.

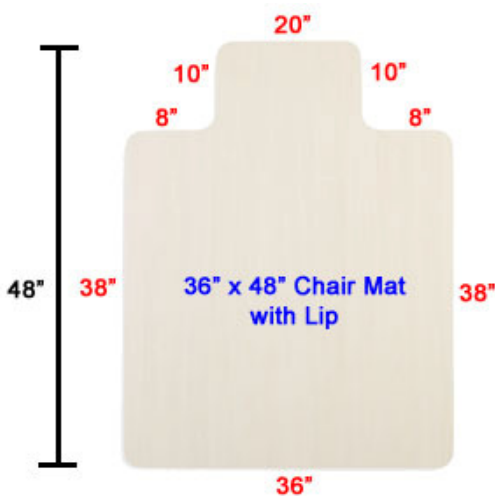
45” x 53” mats have a **25” wide x 12” deep lip**.

46” x 60” mats have a **25” wide x 12” deep lip**.



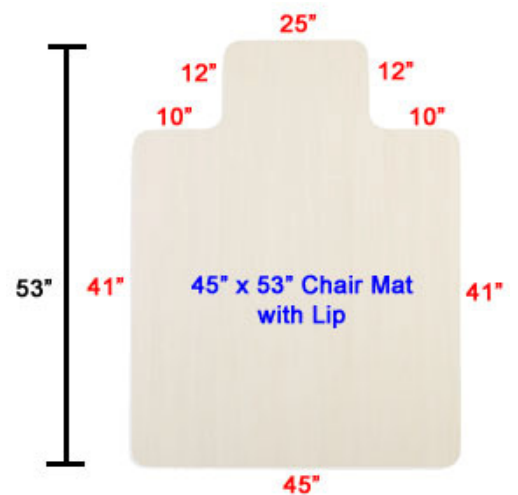
36” x 48” Chair Mat with Lip (Overall Size)

- **36” Wide x 38” Deep Base** plus a
- **20” Wide x 10” Deep Lip**



45” x 53” Chair Mat with Lip (Overall Size)

- **45” Wide x 41” Deep Base** plus a
- **25” Wide x 12” Deep Lip**



46” x 60” Chair Mat with Lip (Overall Size)

- **46” Wide x 48” Deep Base** plus a
- **25” Wide x 12” Deep Lip**

